

ST. BARTH

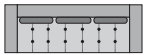
TYPENPLAN ELEMENT RANGE

Wir behalten uns modellbedingte Änderungen sowie Maßdifferenzen vor.
We reserve the right to make model related modifications and to have dimensional differences.

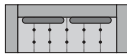


tommy m[®]
BY THOMAS MACHALEK
Tommy M

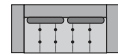
L 4-sitz
B 266 / T 123
L 4-sofa
W 266 / D 123



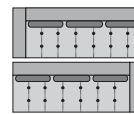
L 3-sitz
B 236 / T 123
L 3-sofa
W 236 / D 123



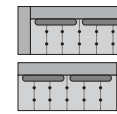
L 2,5-sitz
B 206 / T 123
L 2,5-sofa
W 206 / D 123



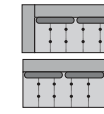
L 4-sitz
arm links/rechts
B 238 / T 123
L 4-sofa
arm left/right
W 238 / D 123



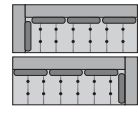
L 3-sitz
arm links/rechts
B 208 / T 123
L 3-sofa
arm left/right
W 208 / D 123



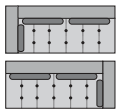
L 2,5-sitz
arm links/rechts
B 178 / T 123
L 2,5-sofa
arm left/right
W 178 / D 123



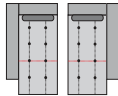
L 4-eckanbausofa
links/rechts ohne arm
B 239 / T 123
L 4-corner connection
left/right without arm
W 239 / D 123



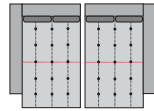
L 3-eckanbausofa
links/rechts ohne arm
B 209 / T 123
L 3-corner connection
left/right without arm
W 209 / D 123



L longchair 180
arm links/rechts
B 118 / T 180
L longchair 180
arm left/right
W 118 / D 180



L daybed 210
arm links/rechts
B 148 / T 210
L daybed 210
arm left/right
W 148 / D 210



hocker
B 119 / T 65
stool
W 119 / D 65



hocker
B 94 / T 65
stool
W 94 / D 65



funktionskissen in den
größen 70 / 60
function cushion available
sizes 70 / 60



MAßE
höhe mit kissen 100
höhe ohne kissen 62
sitzhöhe 42
L sitztiefe 72
arm 28

DIMENSIONS
height with cushion 100
height without cushion 62
seat height 42
L seat depth 72
arm 28

Alle Maße sind Zirkamaße in
Zentimeter
B = Breite / T = Tiefe

All stated dimensions are
approximate in centimeters.
W = Width / D = Depth

KONSTRUKTIVER AUFBAU
Metallsitzrahmen
Tragendes Holzinnengestell aus Buche

POLSTERAUFBAU SITZ
Robuste Stahlwellenunterfederung,
Taschenfederkern und Vliesabdeckung

POLSTERAUFBAU RÜCKEN
Hochwertiger PE-Schaum, Funktionskissen inklusive

Teilunsnähte in Leder werden rot dargestellt.

STRUCTURAL DESIGN
Metal seat frame
Supporting beech wood inner frame

SEAT UPHOLSTERY STRUCTURE
Robust steel shaft spring system, pocket spring core with
fleece lining

BACK UPHOLSTERY STRUCTURE
High quality PE foam, function cushions included

Dividing seams in leather red marked